



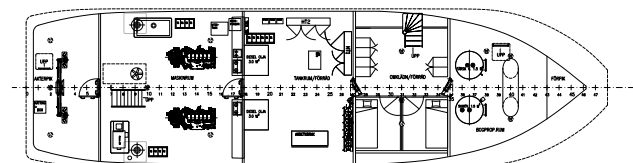
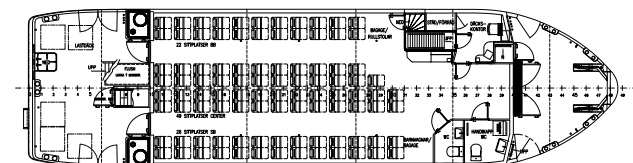
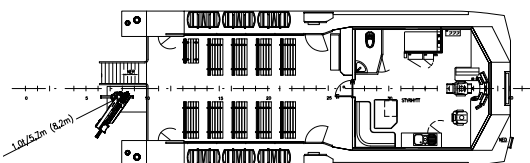
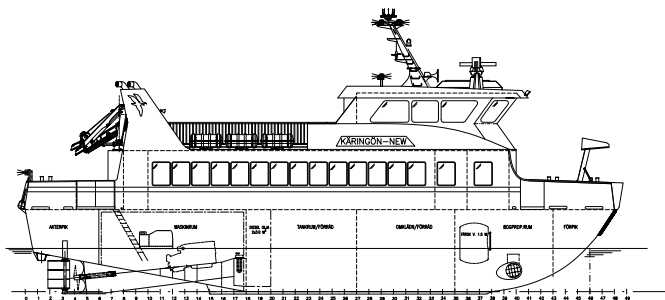
24 M PASSENGER VESSEL



The 24 m ferry is built with a steel hull and an aluminum superstructure. The propulsion is two 13 litre Scania engines in combination with fixed pitch propellers and a bow thruster. The passenger cabin has an open layout with 99 seats and 49 seats on the weather deck. Aft of the passenger cabin there is a large cargo deck area with a crane for loading and unloading. Wheeled cargo could be handled via the bow ramp.

www.swedeship.se

24 M PASSENGER VESSEL



24 m Passenger Vessel - Data

Length o.a.	24,38 m
Length between perpendiculars	21.38 m
Width	6.59 m
Draft	1.70 m
Depth molded	3.34 m
Speed	11 Knots
Navigation area	E
Passenger Capacity	148 (97 in the saloon)
Delivered	2013

Propulsion

- Main engines: 2x Scania DI13, 331 kW
- Gear: Twindisc MGX5135
- Controls: Twindisc
- Propeller: 2x Fixed pitch propellers, ice reinforced
- Box coolers: 3x Blokland NonFerro
- Bow thruster: Petters Marine Hydraulics ST 60-80
- Steering: Swedeship Steering Gear
- Rudder: Swedeship large area with ice knife

Electric and electronics

- 24VDC main voltage
- 3x230VAC inverter, full 230VAC supply onboard
- Harbour genset 28kVA
- 400VAC 32A shore connection
- Starting battery groups
- Consuming battery group providing power for all loads without need for genset
- Cross connections between battery groups
- Passenger information audible and visual
- Radar Furuno Black box Navnet 6'
- Chart system Furuno Navnet 3D
- GPS Compass Furuno SC-50
- AIS Furuno FA-50
- VHF DSC Sailor 6215
- VHF Sailor 6210
- VHF hand held x2
- Magnetic compass
- Search light Norselight SH260
- Infrared camera FLIR M324L
- CCTV

Rules

- Swedish Maritime Authority
- Operation area: E
- Hull: DNV Ice 1C
- GMDSS: A1

Equipment

- Bow visor: Swedeship aluminum structure automated with hydraulics
- Crane: Palfinger PK6500M
- Genset: Onan 28kVA
- Hydraulic power pack: 2x main engine pumps + 1x electric power pack
- Floor heating in passenger area
- Air conditioned wheelhouse
- Crew pantry and relax areas
- Office and service area
- Passenger WC and HWC

